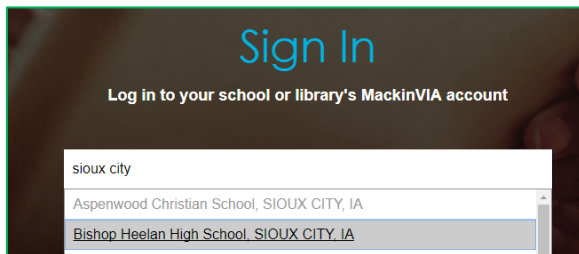




# Downloading Ebooks with MackinVIA

## Sioux City, IA

### Logging into the MackinVIA App!



1.

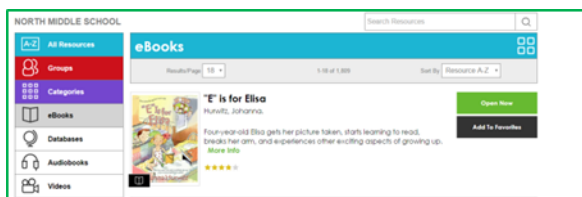
Open the MackinVIA App and select your school.



2.

Username: the letter “s” and your lunch number/student ID number (ex s12345).  
Password: the same thing (s12345).

Click “Submit”.



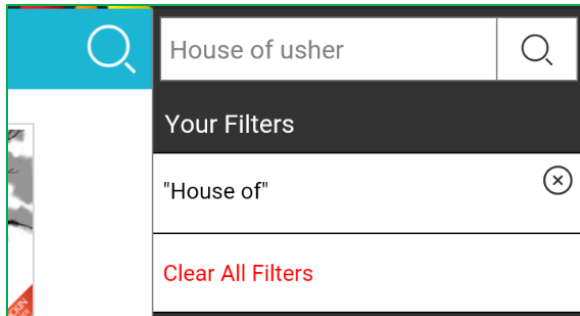
## Congratulations!

You have now accessed MackinVIA!

My Username is: \_\_\_\_\_


My Password is: \_\_\_\_\_

## Downloading Ebooks to a Mobile Device!



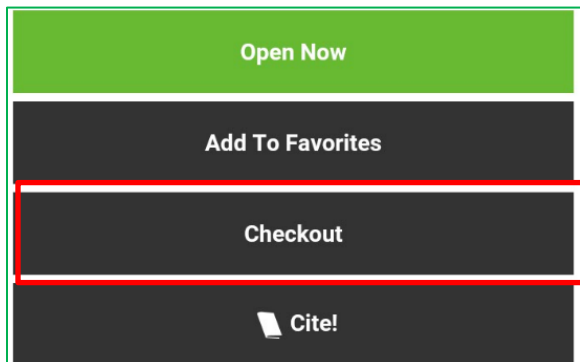
1.

Search for an ebook in MackinVIA from the magnifying glass in the upper right.



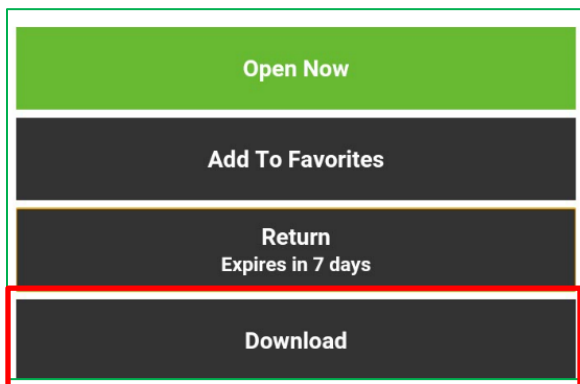
2.

Select the title.



3.

Scroll down and select 'Checkout'—if you do not check the book out, it may not be available next time you log in. You CANNOT download it if you do not check it out.



4.

Then select 'Download' to read offline.