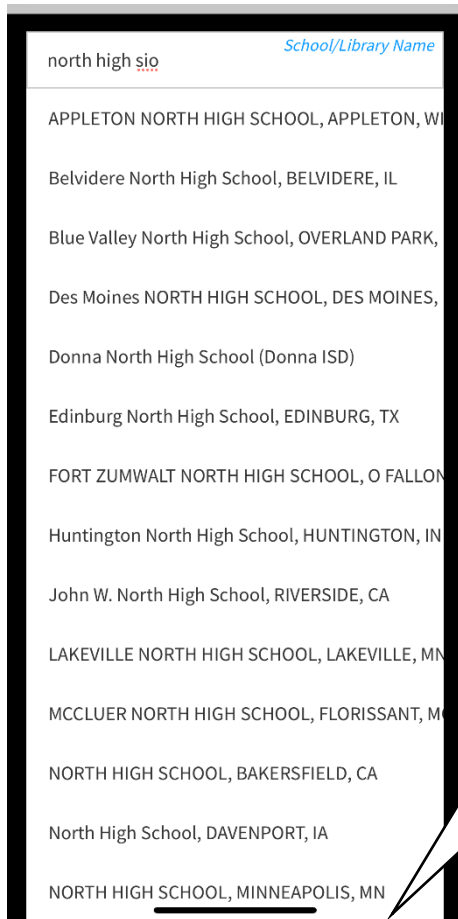


## MACKINVIA APP



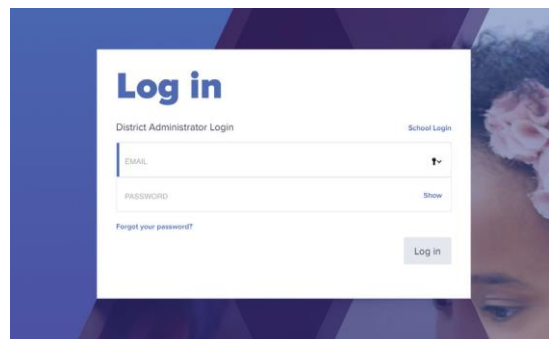
1. In order to download audio books, you'll need to ***find and download the MackinVia app to your phone***. It's available for Apple and Android phones. **Links to download the app:**

2. Open the app. You will need to search for your school—type in the name of your school and scroll down until you see name of your school followed by “Sioux City, Iowa”. Click on that school and click on logon button.

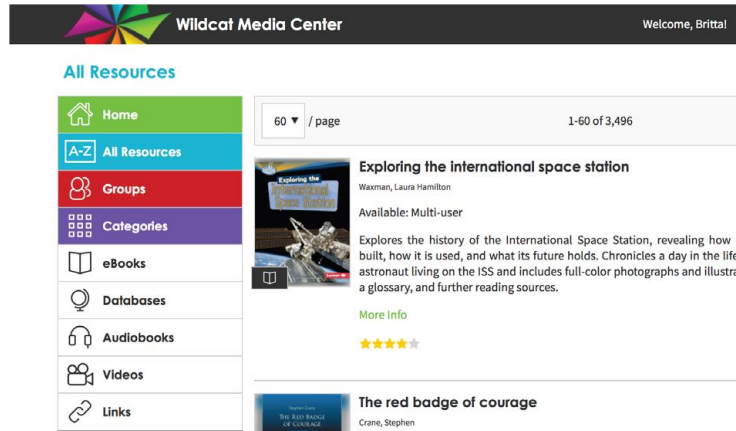


*Keep scrolling down until you see the name of your school followed by Sioux City, Iowa.*

3. You should be directed to logon through Clever. Enter the same user name and password that you use for logging on to your computer, Outlook 365, Canvas, etc.



- You should now be logged into your backpack (account) in MackinVia. You can download audiobooks and ebooks from here.



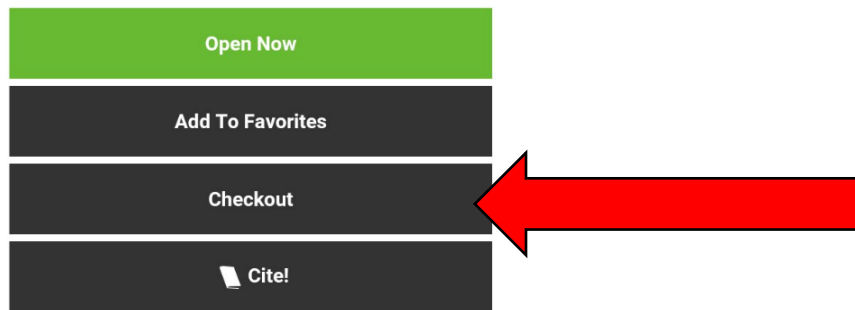
- Search for an ebook or audiobook in MackinVIA from the magnifying glass in the upper right.



- Select the title.



7. Scroll down and select 'Checkout'—if you do not check the book out, it may not be available next time you log in. ***You CANNOT download it if you do not check it out.***



8. Then select 'Download' to read offline.

